

Neither I nor my immediate family members
have a personal financial relationship with
a manufacturer of products or services that will be
discussed in this presentation.

Some of the images depicted in this presentation
may be **difficult to view** and the audio may be
difficult to hear.

I share them in the hope we can have an
authentic conversation about the families
impacted by police violence.

I share them so we can collectively consider
the urgency of anti-racist agendas in pediatrics.

**And I share them in honor of those lives who
have been unjustly lost.**

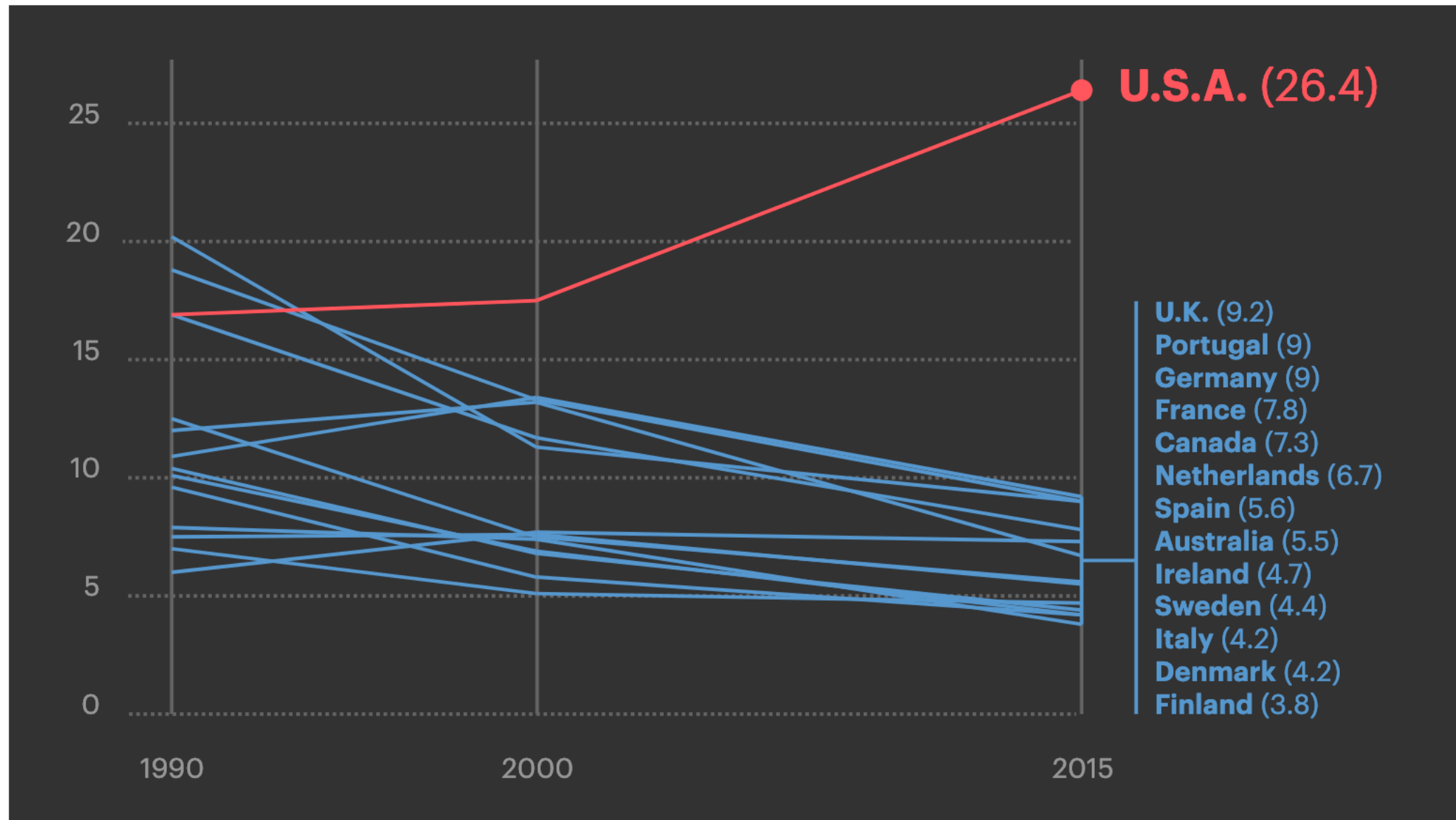


August 2017

December 30, 2017

What killed Erica Garner?

Maternal Mortality Is Rising in the U.S. As It Declines Elsewhere



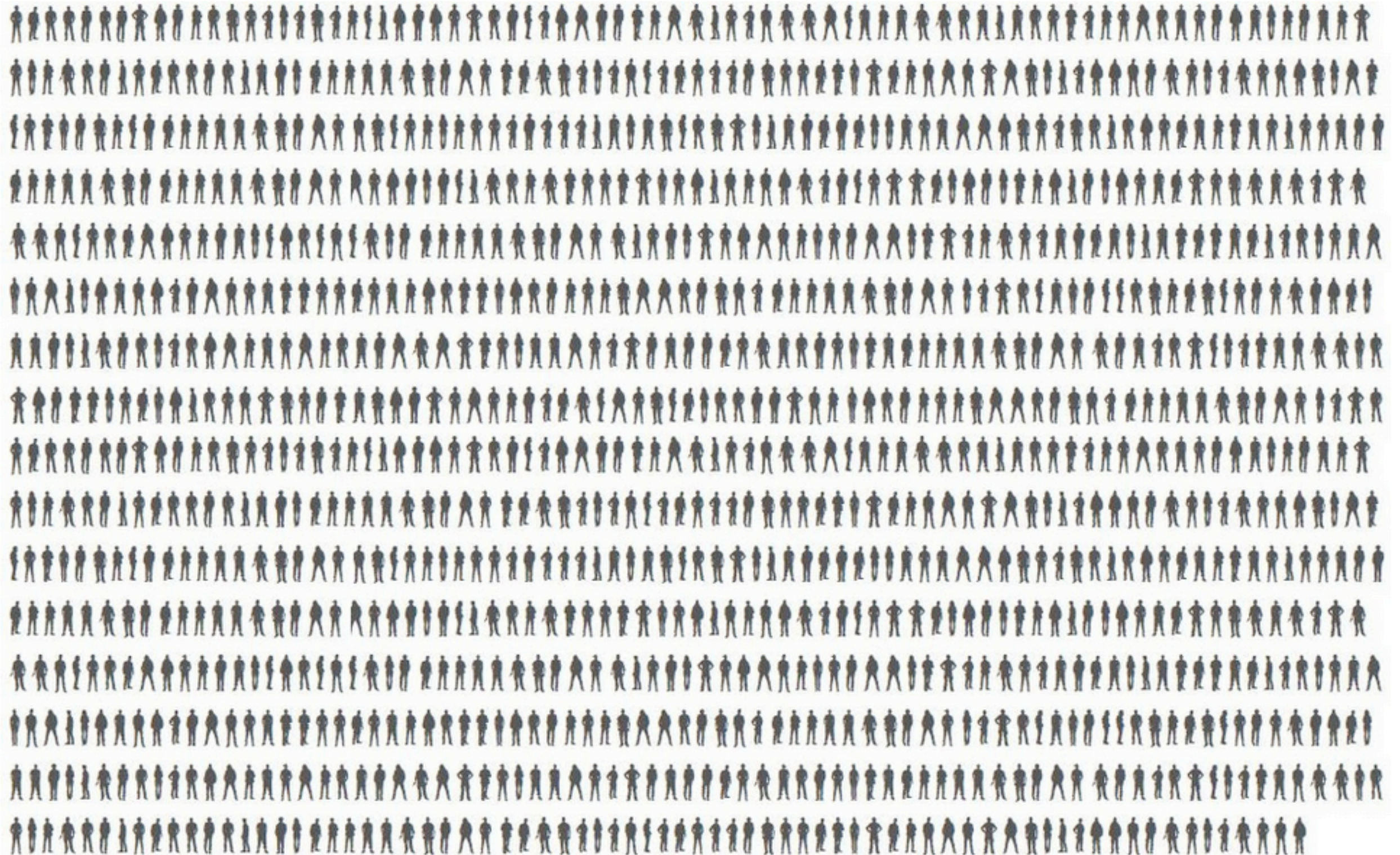
Per 100,000 live births. Source: [“Global, regional, and national levels of maternal mortality, 1990–2015: a systematic analysis for the Global Burden of Disease Study 2015,” The Lancet](#). Note: Only data for 1990, 2000 and 2015 was made available in the journal.

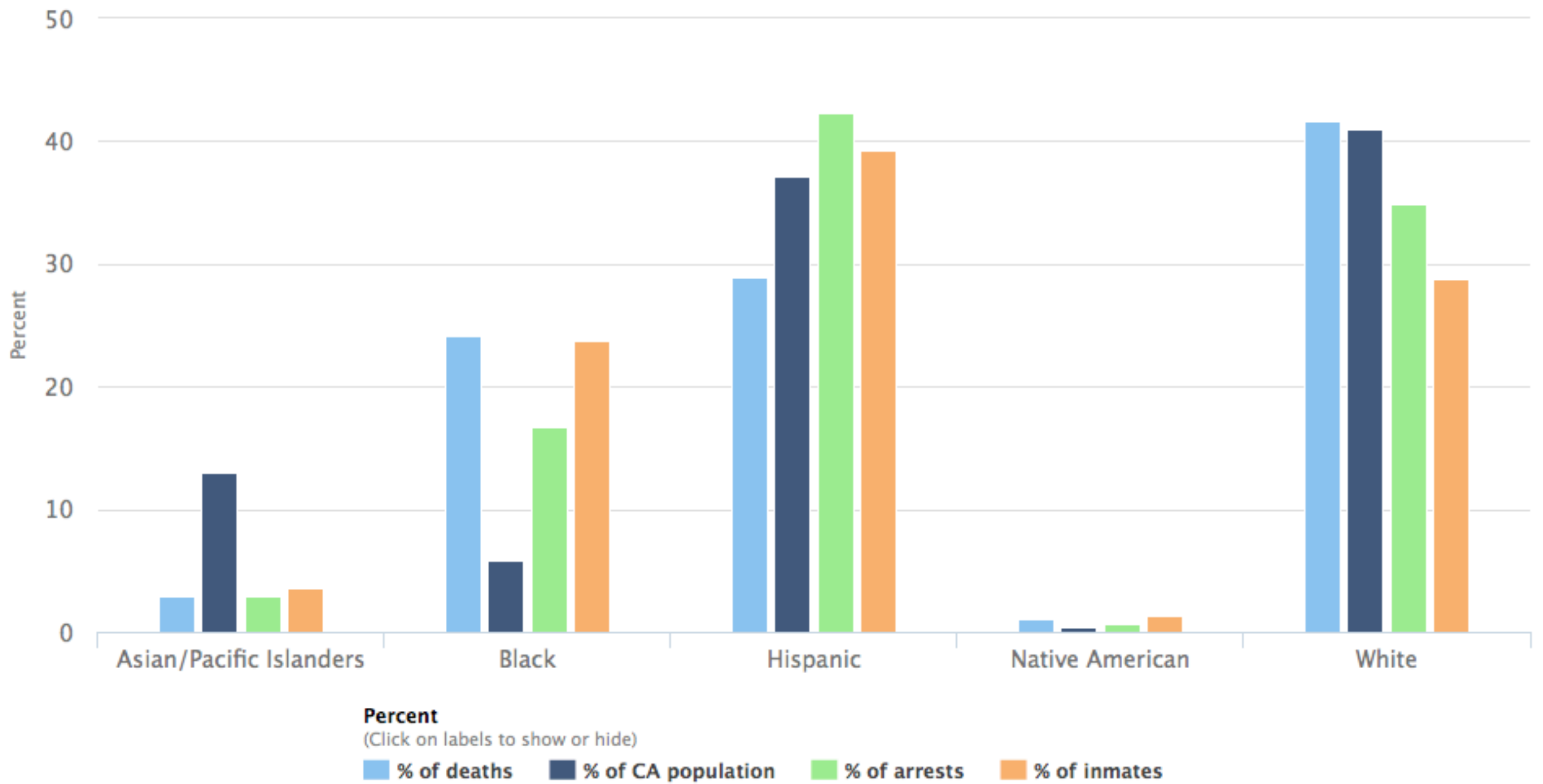
Black women are 2-3x more likely to die from a pregnancy related cause than non-Hispanic white women.

Black women in New York City are 12x more likely to die from pregnancy related conditions than non-Hispanic white women.

Police Violence

More than one thousand people are **killed by police** every year in America

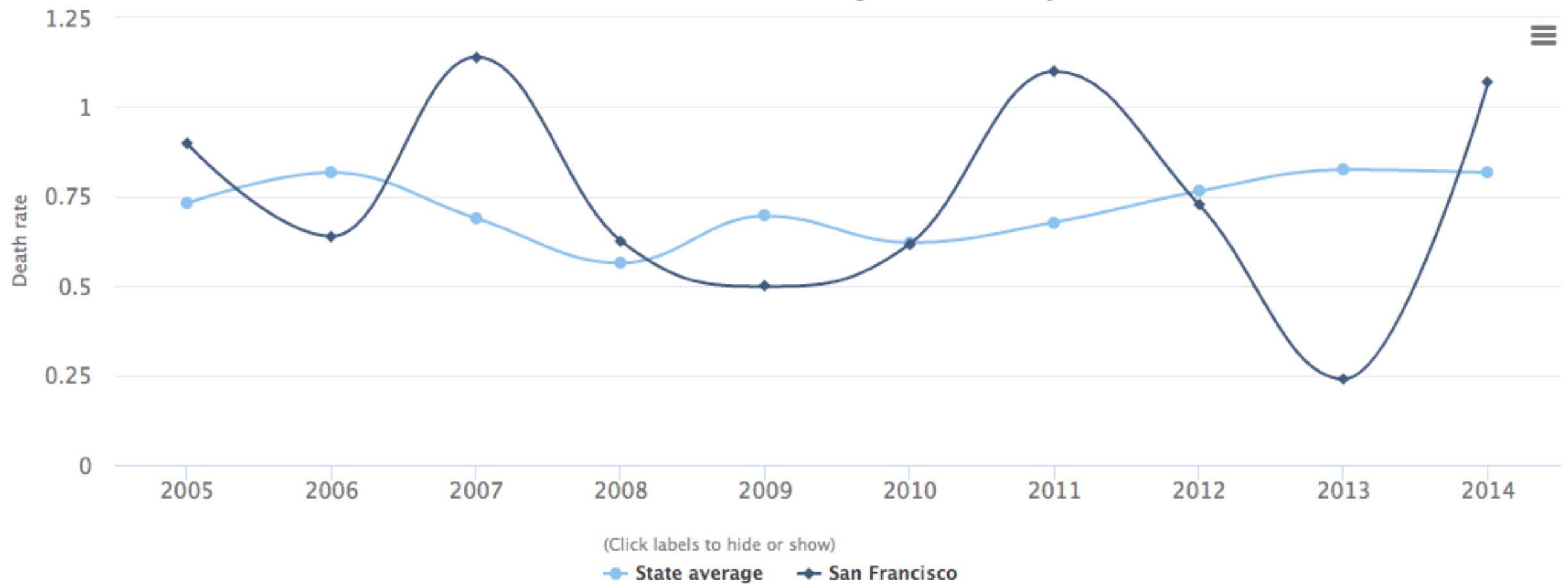




California Open Justice Portal. Deaths in Custody. 2005-2015.

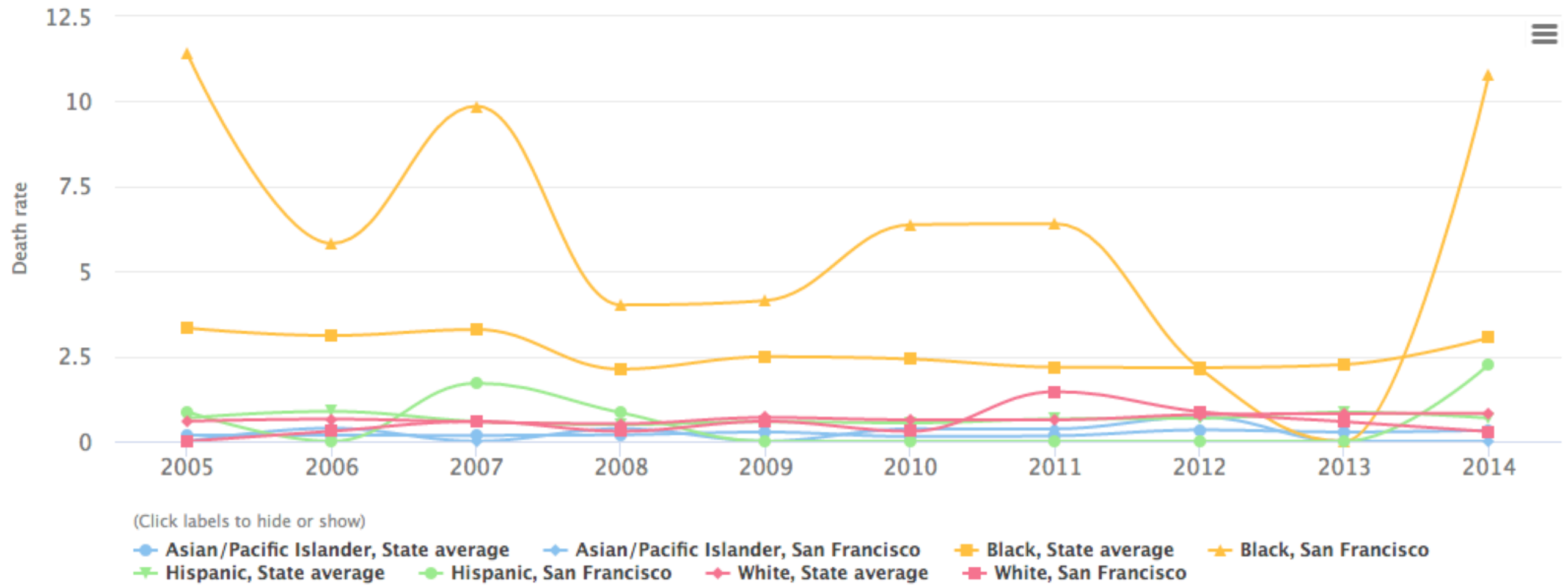
DEATHS IN CUSTODY, AGGREGATE OF ALL ETHNICITIES

Counties: San Francisco, State average. Race / Ethnicity: all.



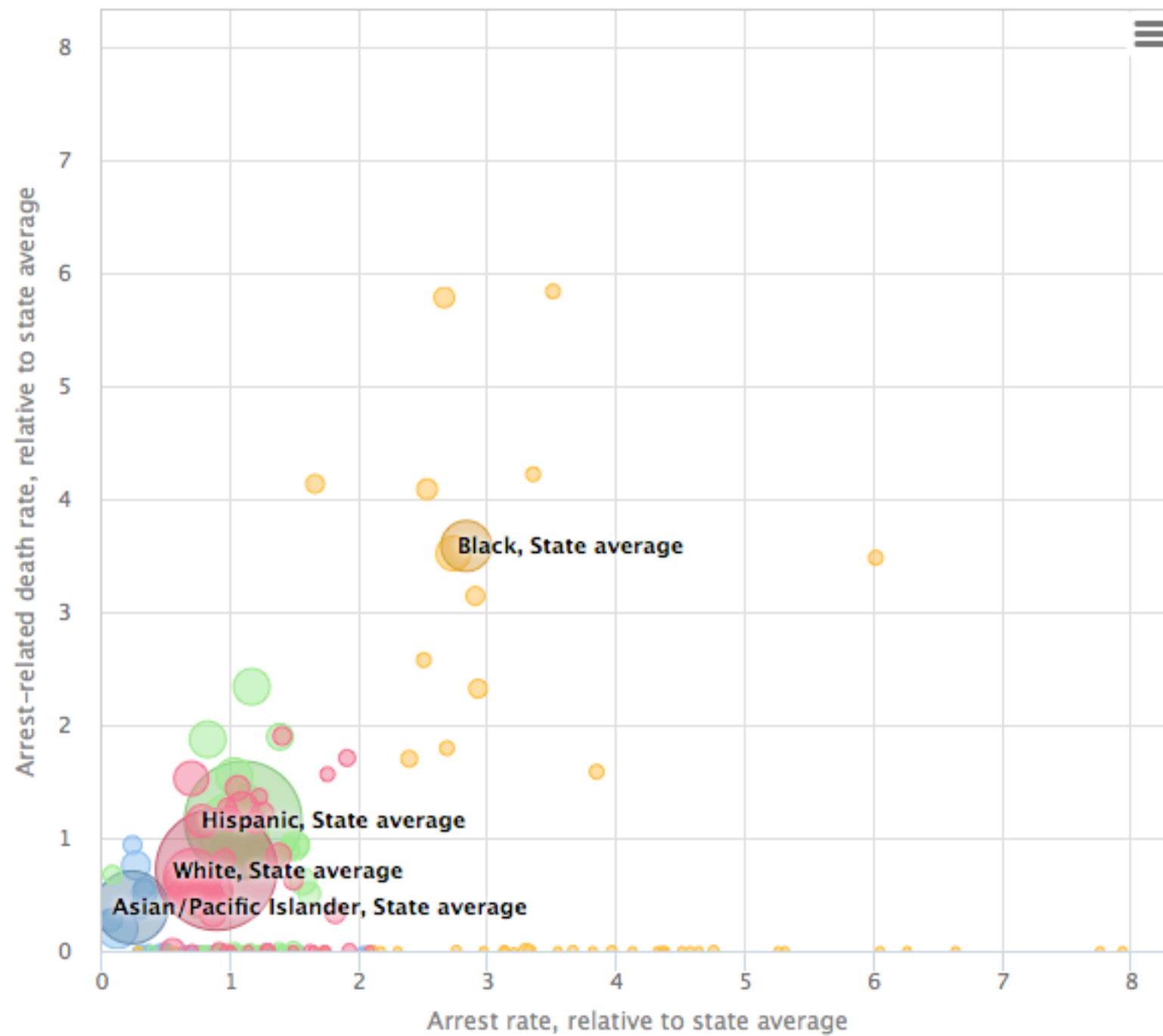
DEATHS IN CUSTODY, DISAGGREGATED BY ETHNICITY

Counties: San Francisco, State average. Race / Ethnicity: all.



Arrests vs Arrest Related Deaths, Disaggregated by ethnicity

Years: 2005-2014. Counties: all. Race / Ethnicity: all.

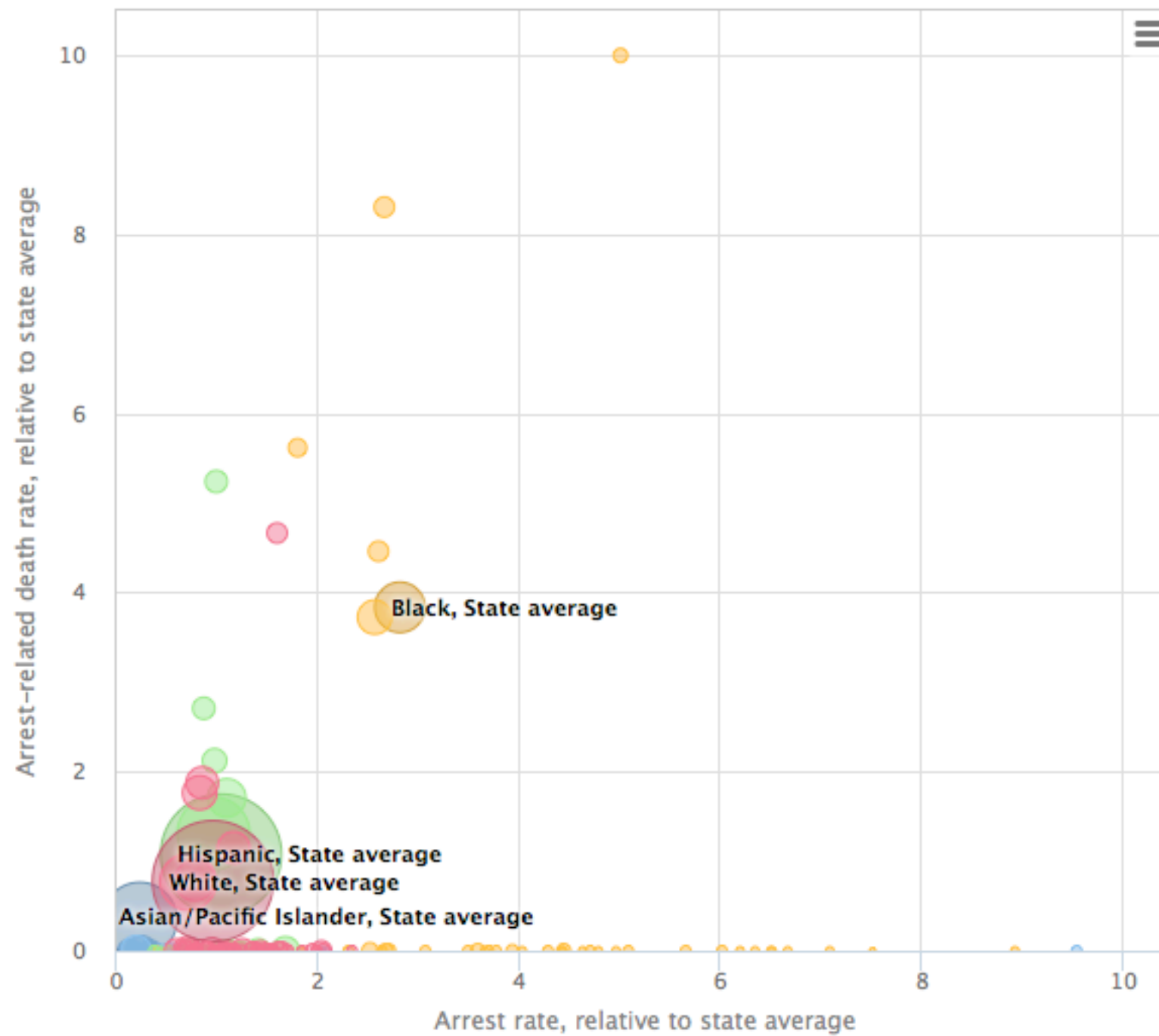


Each bubble represents an ethnicity in a county. Bubble size represents population of ethnicity.

Asian/Pacific Islander Black Hispanic White

Arrests vs Arrest Related Deaths, Disaggregated by ethnicity

Years: 2014. Counties: all. Race / Ethnicity: all.

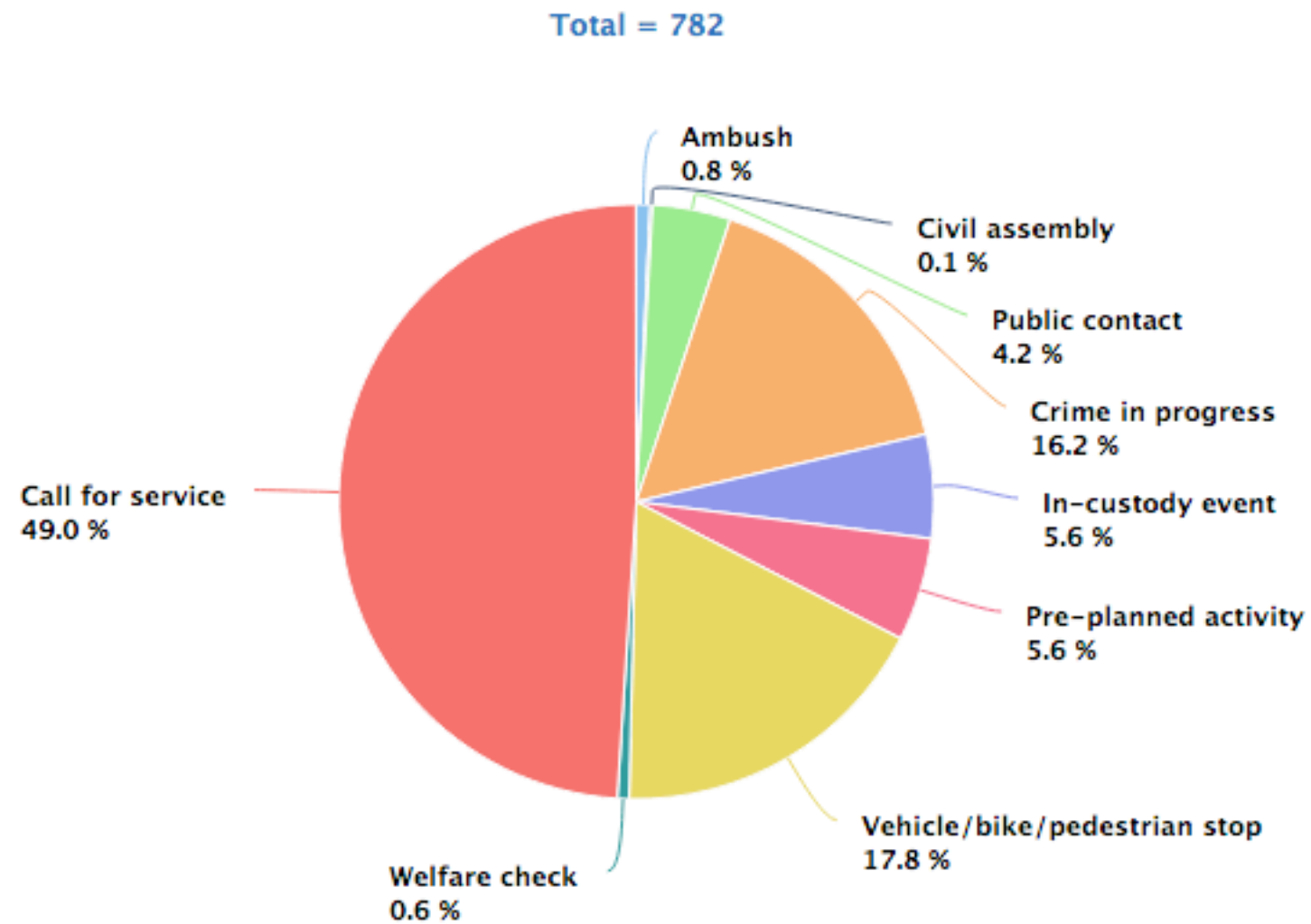


Each bubble represents an ethnicity in a county. Bubble size represents population of ethnicity.

Asian/Pacific Islander Black Hispanic White

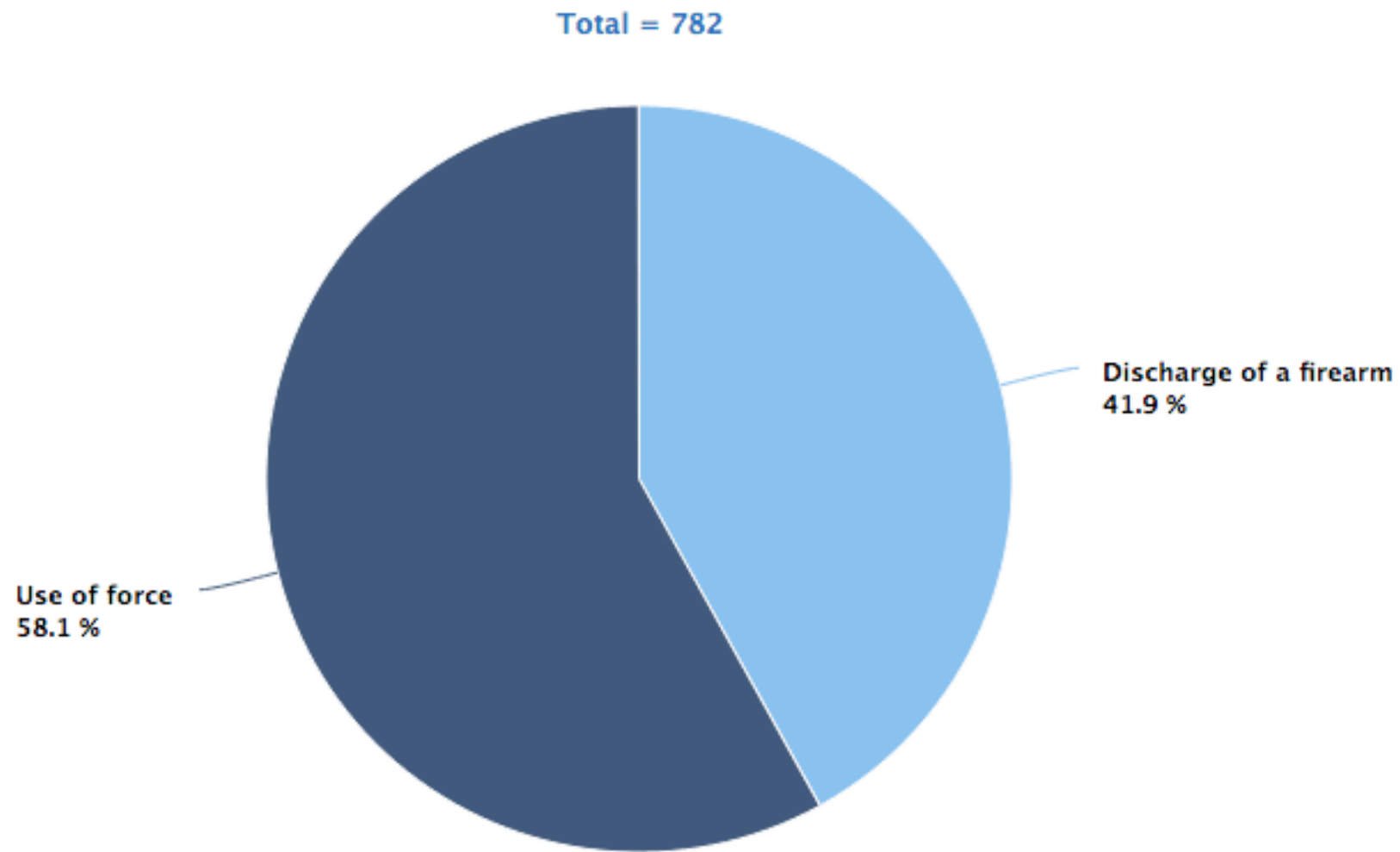
On Use of Force

REASON FOR INITIAL CONTACT, 2016



On Use of Force

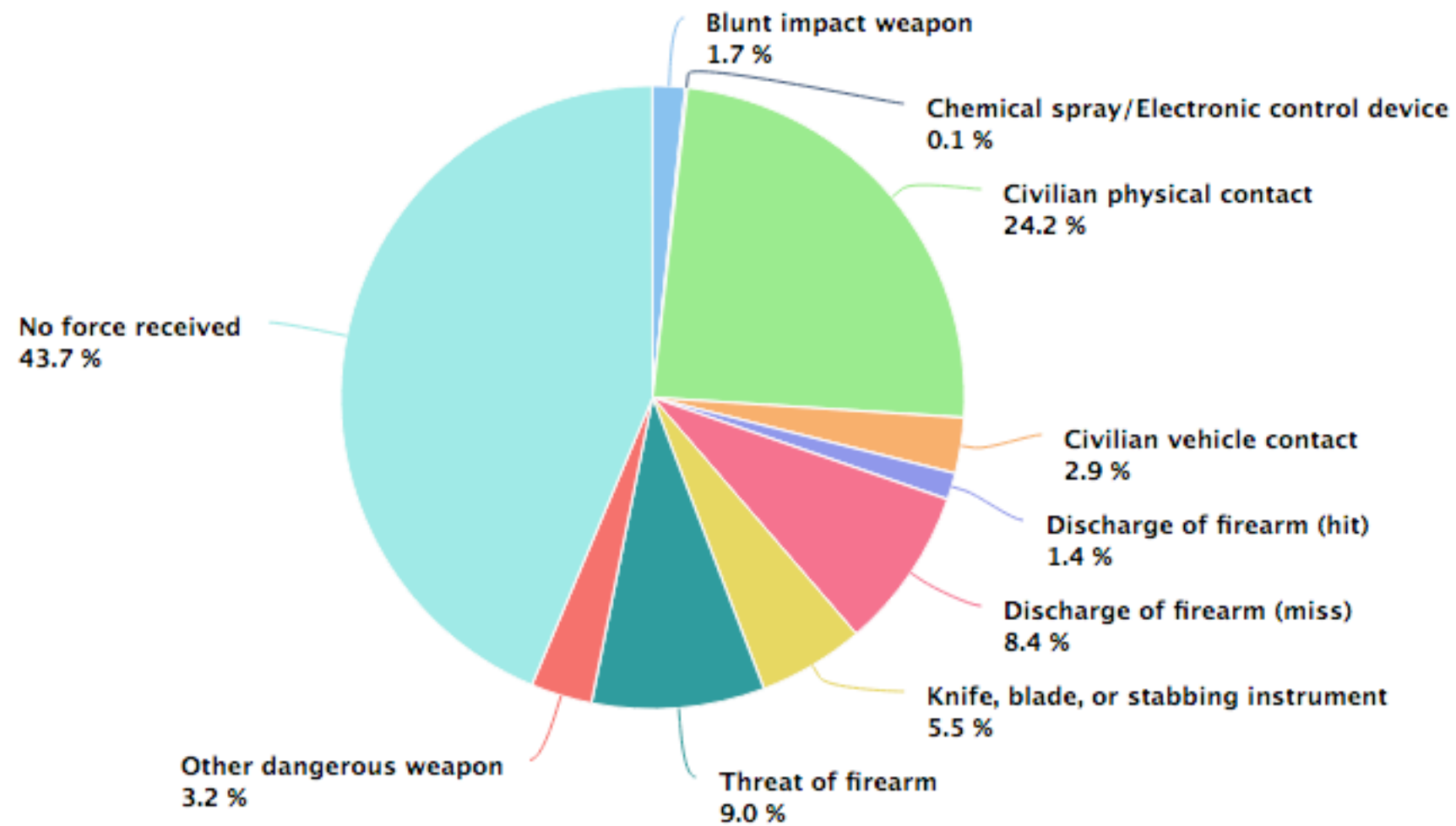
NUMBER OF INCIDENTS BY TYPE, 2016



California Open Justice Portal. 2016.

On Use of Force

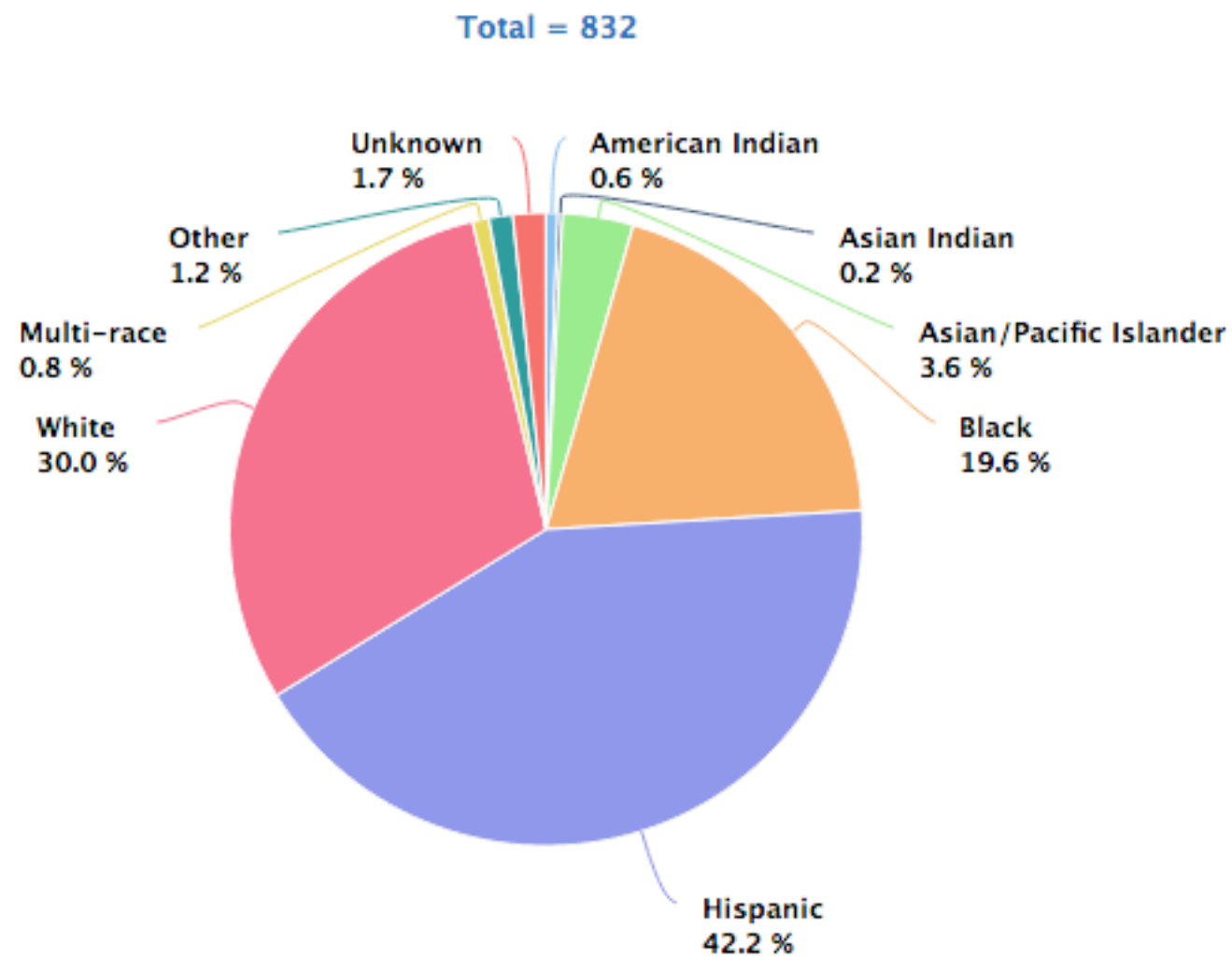
TYPE OF FORCE RECEIVED BY OFFICER, 2016



California Open Justice Portal. 2016.

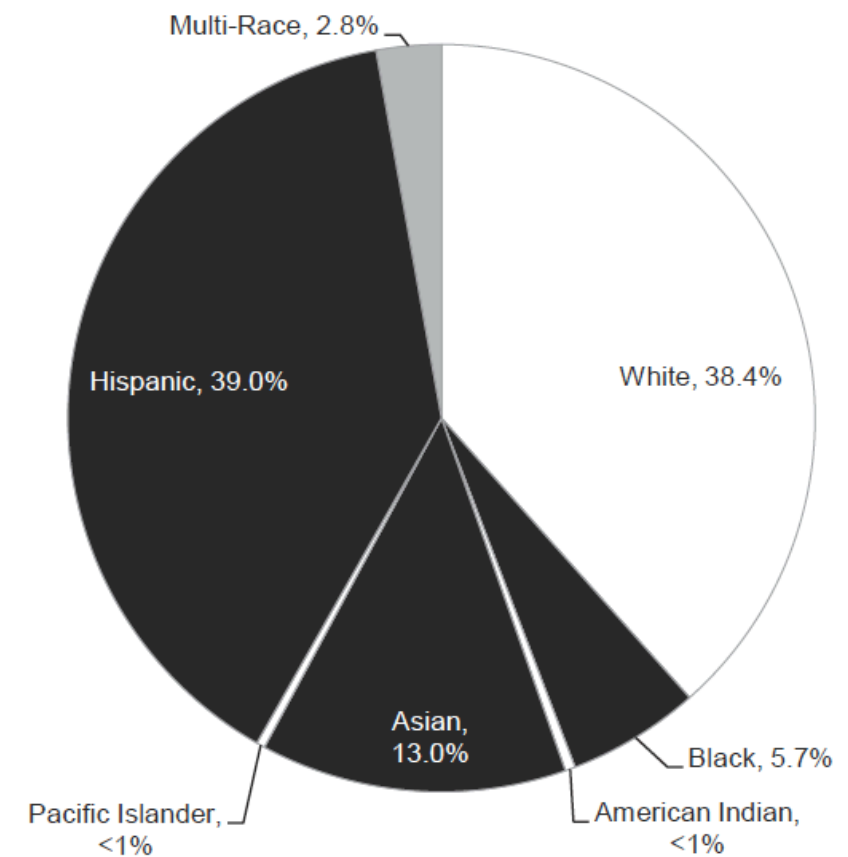
On Use of Force

NUMBER OF INVOLVED CIVILIANS BY RACE, 2016



California Open Justice Portal. 2016.

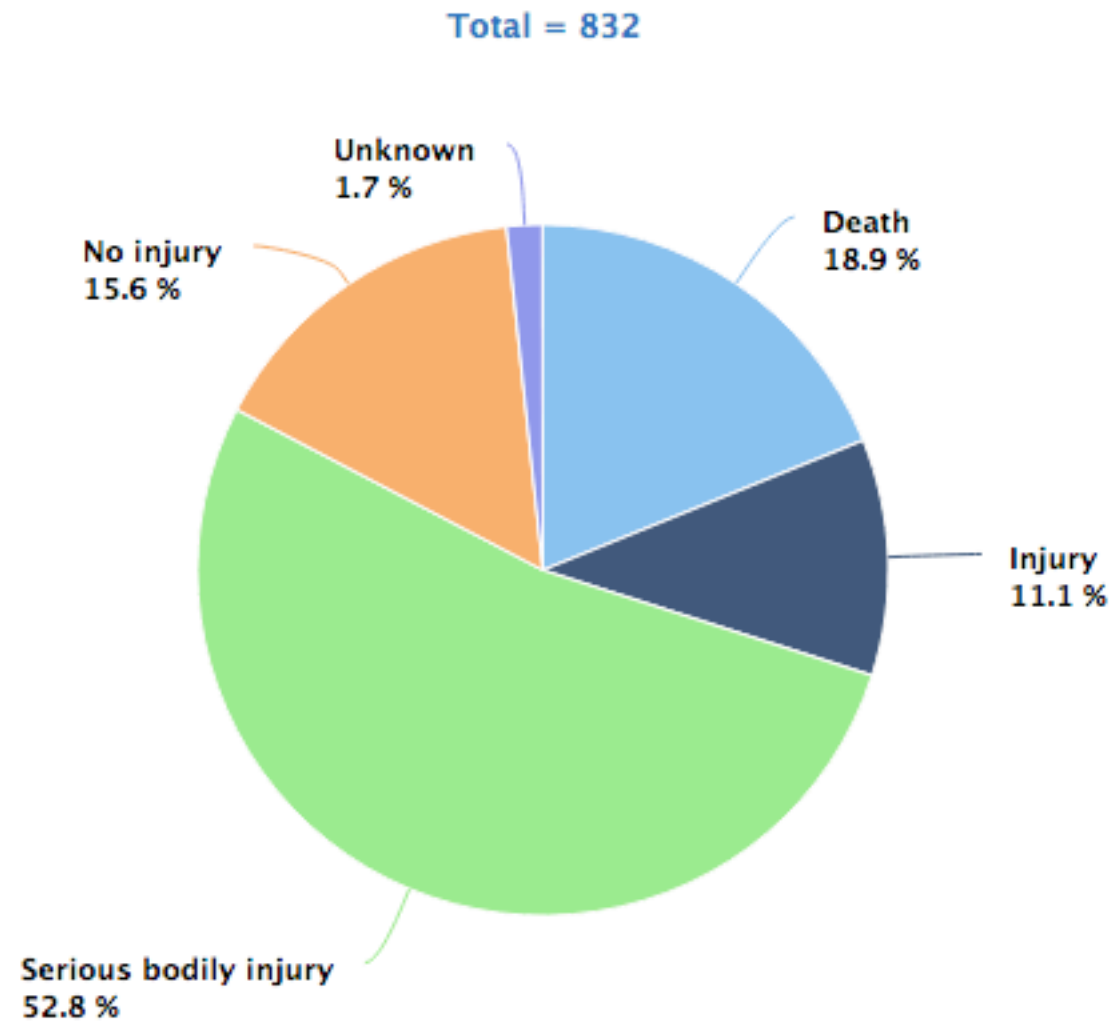
Figure DEM-02
Race & Ethnicity Distribution
July 2015



Governor's Budget Summary. 2015-2016.

On Use of Force

CIVILIAN INJURY BY TYPE, 2016



California Open Justice Portal. 2016.



For youth who experience these disparities as **caregiver absence**, **custody transitions**, or the **criminalization of peers**, police exposure can be linked to events associated with loss or stress.

This transforms routine police encounters into events that *in quantity* or *severity* affect **youth health**.

Three Types of Police Exposure Can Influence Public & Child Health

I. Exposure to Racial Profiling

II. Exposure to Police Violence

III. Exposure to Caregiver Encounters with Police

I. Exposure to Racial Profiling

Individuals who are **repeatedly, incorrectly** identified as **suspicious**, and subsequently stopped, questioned, or frisked by police, although not arrested, may harbor mental, physical, and emotional **stress** as a result of those encounters



Symptoms of **anxiety** and **trauma** are more common among young men who report frequent encounters with police



“Every time you see me, you want to mess with me. I'm tired of it. It stops today.

Everyone standing here will tell you I didn't do nothing. I did not sell nothing. Because every time you see me, you want to harass me. You want to stop me (garbled) Selling cigarettes.

I'm minding my business, officer, I'm minding my business.

Please just leave me alone. I told you the last time, please just leave me alone. Please please, don't touch me. Do not touch me.”

I. Example: “School-to-Prison Pipeline”

I. Example: “School-to-Prison Pipeline”

3x

The rate at which black students are suspended and expelled compared to white students

I. Example: “School-to-Prison Pipeline”

3x

The rate at which black students are suspended and expelled compared to white students

It starts in pre-school.

Black children are 18% of the population, but 48% of preschool students with more than one suspension

I. Example: “School-to-Prison Pipeline”

3x

The rate at which black students are suspended and expelled compared to white students

It starts in pre-school.

Black children are 18% of the population, but 48% of preschool students with more than one suspension

Don't forget girls.

Black girls are suspended at higher rates than all other girls and most boys

2. Exposure to Police Violence

Victim

- ✓ Arrest
- ✓ Incarceration
- ✓ Injury
- ✓ Disability
- ✓ Mental Health
- Impairment
- ✓ Death

Boyton-Jarrett R, Ryan LM, Berkman LF, Wright RJ. Cumulative violence exposure and self-rated health: Longitudinal study of adolescents in the United States. *Pediatrics*. 2008; 122(5): 961-970.

2. Exposure to Police Violence

Victim

+

- ✓ Arrest
 - ✓ Incarceration
 - ✓ Injury
 - ✓ Disability
 - ✓ Mental Health
- Impairment
- ✓ Death

Boyton-Jarrett R, Ryan LM, Berkman LF, Wright RJ. Cumulative violence exposure and self-rated health: Longitudinal study of adolescents in the United States. *Pediatrics*. 2008; 122(5): 961-970.

2. Exposure to Police Violence

Victim

+

Witness

- ✓ Arrest
- ✓ Incarceration
- ✓ Injury
- ✓ Disability
- ✓ Mental Health
- Impairment
- ✓ Death

Boyton-Jarrett R, Ryan LM, Berkman LF, Wright RJ. Cumulative violence exposure and self-rated health: Longitudinal study of adolescents in the United States. *Pediatrics*. 2008; 122(5): 961-970.

2. Exposure to Police Violence

Victim

+

Witness

- ✓ Arrest
- ✓ Incarceration
- ✓ Injury
- ✓ Disability
- ✓ Mental Health Impairment
- ✓ Death

- ✓ PTSD
- ✓ Substance Abuse
- ✓ Depression
- ✓ Poor Reported Health
- ✓ Attentional Impairment
- ✓ School Failure
- ✓ School Suspension/expulsion

Boyton-Jarrett R, Ryan LM, Berkman LF, Wright RJ. Cumulative violence exposure and self-rated health: Longitudinal study of adolescents in the United States. *Pediatrics*. 2008; 122(5): 961-970.





3. Exposure to Caregiver Encounters with Police

When an individual is incarcerated, injured or killed as a result of a police encounter, their family and community must function without their social and economic support



That void undermines the strength of the social network on which children and families rely



